








	Monday	Tuesday	Wednesday	Thursday	Friday
Literacy	<p>Join Mme Mills for calendrier!</p> <p>Join Mme Mooney as she introduces "la letter Tt".</p> <p>Join Mrs. Baker to review the letter Yy</p>	<p>Join Mrs Baker for calender!</p> <p>Join Mme Mills to make the letter "Tt" with Playdough.</p>	<p>Join Mme Mills for calendrier!</p> <p>See here for ideas on building letters with a variety of items you have at home.</p>	<p>Join Mme Mooney for calendrier!</p> <p>Journal: Talk with a grown-up about why Easter is special to you and your family. How do you celebrate? Remember to say your thoughts in complete sentences. In your journal draw a picture, then try writing the sounds you hear as you write about your picture.</p>	<p>Join Mme Mills for calendrier!</p> <p>Read a book with a grown-up. Search and count how many letter t's can you find on a page?</p> <p>Take a look around the site Starfall. Try out the learn to read game.</p>
Numeracy	<p>Egg Carton Math</p> 	<p>Sorting Lego</p> 	<p>Fill Your Cup</p> 	<p>Board Games with Dice</p> 	<p>Playdough Numbers</p> <p>Shape the numbers 1-10 with the playdough.</p>

	Monday	Tuesday	Wednesday	Thursday	Friday
Physical Skills	<p>Gross motor play:</p> <ul style="list-style-type: none"> -Hop round your backyard like a bunny. Don't forget to count your hops as you go! -Sit on the kitchen floor and hug your legs. Using your feet, try to spin yourself around like an egg. See if you can sing the alphabet as you spin! 	<p>Gross & fine motor play:</p> <p>Egg hunt for upper and lower case letters</p>	<p>Scissor Skills:</p> <p>Use this link to print off Peep cutouts. If you do not have access to a printer, you can trace 4 circles of different sizes on a blank paper. Have your child cut out the shapes. Think about thumb up, forward motion and going slow to follow the line. Next, mix up your shapes, then reorder from small to large. (petit à grand)</p> <p>Parents: Here is a video from Mlle Jory to watch about proper scissor use.</p>	<p>Gross & fine motor play:</p> <p>Egg hunt for numbers and dots</p>	<p>Fine motor play:</p> <p>Write your name in large letters beginning with an uppercase followed by lowercase letters. Grab a Q-tip and paint, ketchup, mustard or chocolate pudding and dot along the lines of your name.</p> 
Creative Expression	<p>Listen to Mme Mills as you draw a picture and build on French comprehension.</p> <p>Or Easter chick Directed draw</p> <p>Parents: Here is a video from Mlle Jory to watch about correct pencil grip.</p>	<p>Print or draw a large Easter Egg on a blank sheet of paper. Decorate the egg using any supplies you have at home like felts, crayons, paint, glitter glue, stickers, tissue paper, etc. Can you create a pattern on your egg?</p> 	<p>Join Mme Mooney, Mme Mills and Mrs Baker to sing and dance the Hokey Pokey</p>	<p>Create 2 D shapes using toothpicks and playdough or marshmallows as connecting pieces. Can you make a triangle, square, rectangle, diamond? What other shapes can you create?</p> 	<p>Here's an idea for a bunny (lapin) craft. Parents you can draw the bunny or have your child try. If you have a bottle of white glue this is a great activity to build hand strength. If you don't have marshmallows, you could use cotton balls or bits of paper.</p>