













	Monday	Tuesday	Wednesday	Thursday	Friday				
Literacy	<p>Victoria Day - No School</p>	<p>Join Mrs Baker for calendar!</p> <p>Join Mme Mooney as she introduces "le son Qu"</p> <p>Join Mrs. Baker to review the letter Oo</p> <p>Storybots Letter Oo</p>	<p>Join Mme Mills for calendrier!</p> <p>Use pipe cleaners or different lengths of string to shape letters. Then trace over with your finger and say the sound. Remember to start at the top!</p>  <p>ASL Farm Vocab # 3</p> <p>ASL Farm Vocab # 4</p>	<p>Join Mme Mooney for calendrier!</p> <p>Join Mrs Baker for calendar!</p> <p>Journaling for today is FREE CHOICE! Draw and write about what interest you. If you are stuck, here are a 2 farm prompts:</p> <ul style="list-style-type: none"> • My favorite part of working on the farm would be... • If I had a horse I would ride it to... <p>Remember to say your thoughts in complete sentences. Write the sounds you hear as you write about your picture.</p>	<p>Join Mme Mills for calendrier!</p> <p>French Listening comprehension with Mme Mills.</p> <p>Print this farm picture for following along, or draw and color on a blank paper.</p> <p>English read and follow directions printable image.</p>				
Numeracy	<p>Victoria Day - No School</p>	<p>Popsicle Subitizing with Farm Animals</p>  	<p>Farm Animal Patterns</p> 	<p>Farm Animal Sorting</p> <p>A cut and paste sorting option.</p> <p>Name: _____</p> <p>Fun on the Farm Sorting</p> <table border="1"> <tr> <td>2 Legs</td> <td>4 Legs</td> </tr> <tr> <td> </td> <td> </td> </tr> </table> 	2 Legs	4 Legs			<p>Playdough Numbers</p> <p>Mold the numbers 1-10 with the playdough</p> 
2 Legs	4 Legs								

	Monday	Tuesday	Wednesday	Thursday	Friday
Physical Skills	<p>Gross motor play:</p> <p>Victoria Day - No School</p>	<p>Fine motor play: Make marshmallow haystacks together! Replace Rice Krispies with Corn Flakes in your favorite recipe and shape into haystacks. You can add peanut butter or butterscotch chips to achieve the golden colour of haystacks if you'd like. Enjoy!</p> 	<p>Gross/fine motor play:</p> <p>Sheep Shearing</p> <p>Alternate supply ideas: Stool-Box Contact paper-tape Wheelbarrow-bucket</p> 	<p>Fine motor strength with hole punch: There are some fun ideas on this website for number recognition with a hole punch. Or try hole punching along the outline of shapes.</p> 	<p>Fine motor play: Barnyard bath time! Grab some brown paint and muddy up some plastic animals. Fill a bowl with soapy water, throw in a sponge and clean the animals!</p> 
Creative Expression	<p>Victoria Day - No School</p>	<p>Handprint Chickens:</p> <ul style="list-style-type: none"> -white paper -yellow paint -red paint -black marker 	<p>Je suis une pizza - Charlotte Diamond</p> <p>I am a Pizza - charlotte Diamond</p> <p>Listen to one of these Pizza songs, then make a shape pizza!</p> <p>French template</p> <p>English template</p>	<p>Toilet paper roll farm animals</p> 	<p>Capacity - How many scoops will it take to fill the container? You will need: different sized containers, measuring cup to scoop and rice, beans, macaroni, oatmeal, or beads. Have your child estimate before they begin filling.</p> 