

Monday

Tuesday

Wednesday

Thursday

Friday

[Join Mme Mills for calendrier!](#)

[Join Mme Mooney as she introduces "le son Yy".](#)

[Join Mrs. Baker to review the letter Gg](#)

Story Time:
[Pete the Cat Goes Camping](#)

[Join Mrs Baker for calender!](#)

[ASL Summer Vocabulary](#)

[Storybots - Letter Gg](#)

Make a [Squishy Bag](#). Use this sensory bag to practice writing letters and numbers starting at the top!!



Story Time:
[Froggy Learns to Swim](#)

[Join Mme Mills for calendrier!](#)

[Cut & Paste upper and lower case letter match.](#)

Variations:
Write the lower case instead of cutting out letters.
No printer - write all capital letters of the alphabet and lower case beside. Watch for tall letters and letters that drop down.



Story Time:
[Wet Dog](#)

[Join Mme Mooney for calendrier!](#)

[Join Mrs Baker for calender!](#)

Journal writing:
What is your favorite flavor of ice cream? Do you add any toppings? Draw a picture of you eating your ice cream including details and multiple colors. Then write the words or try a sentence to describe your picture.

Story Time:
[Ice cream Summer](#)


[Join Mme Mills for calendrier!](#)

Story Time:
[Ten Magic Butterflies](#)
Have your child watch all the way through once. On the second time through, pause on each page to **identify the rhyming words**.

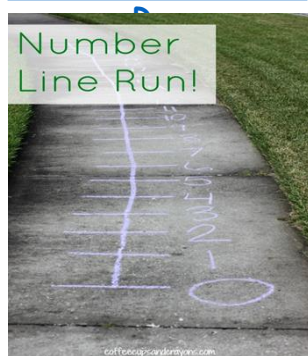
After Reading:

- Have your child retell the story. "1st... then, next..."
- Who were the characters in the story?

[Ladybug Addition](#)



[Outside Number Line](#)



[Skittles Patterns](#)



[Ice Cream Toppings](#)



[I Spy Bugs](#)



Literacy

Numeracy

Monday

Tuesday

Wednesday

Thursday

Friday

Gross and Fine Motor play:

[Water Cup Races](#)



Scissor Skills:
[Colour, Cut and Glue](#)

French Immersion students, be sure to practice your shape names in French!



Fine motor play:
Baking Soda & Vinegar Science
Place baking soda on a tray or plate. Create a dropper by placing finger on top of straw while in colored vinegar. Lift straw out of liquid with finger on top. Release finger slowly above baking soda. Cut straw to smaller size for easier use.





Gross motor play:
Draw shapes in a line or in a grid of 5 by 5. Have your child jump with 2 feet together on each shape as they move through the maze or line. Make sure they are saying the name of the shape out loud.



From Creative Family Fun

Fine motor & Math:
Spin, Find, Color/Cover (cover for reuse)
Find the printable in an email from your child's teacher.



Physical Skills

[Directed Draw with Mme Mills](#)

[Beach Ball](#) on Art Hub

[Colour by Number](#)

French Immersion students, be sure to practice your colour names in French!



[Rainbow Bubble Snakes](#)



[Ice Cream Cone Cupcakes](#)

Time to bake!



CorduroyDreams.com

[Painting with Ice](#)



Creative Expression